

VTrackToolkit Camera Manual

Version 1.0.0 | 2026.03

LAON PEOPLE Co., Ltd.

Table of Contents

1. Product Overview

1.1 Key Features

1.2 Supported Camera Combinations

2. Getting Started

2.1 Requirements

2.2 Installation & Setup

3. Connection Guide

3.1 Mobile (QR Code)

3.2 Webcam (USB)

4. App Screen Guide

4.1 Streaming Tab

5. Swing Replay

5.1 Popup Features

6. Camera Combination Guide

7. Recommended Environment

7.1 Recommended Hardware

7.2 Recommended Config

7.3 Recommended Network

8. Troubleshooting

9. FAQ

1. Product Overview

1.1 Key Features

>> Real-Time Swing Replay

VTrackLink records golf swings on mobile and replays them on PC via WebRTC with ultra-low latency.

>> QR Code Easy Connection

On the same Wi-Fi, simply scan the QR code to connect automatically.

1.2 Supported Camera Combinations

VTrackToolkit supports up to 2 cameras in parallel. Single camera use is also available.

Combination	Camera 1	Camera 2
Mobile + Webcam	Mobile (App)	USB Webcam
Mobile + Mobile	Mobile (App)	Mobile (App)
Webcam + Webcam	USB Webcam	USB Webcam
Single Mobile	Mobile (App)	-
Single Webcam	USB Webcam	-

2. Getting Started

2.1 Requirements

Item	Description
Mobile App	VTrackLink (App Store / Google Play)
PC Program	VTrackToolkit (Windows)
Network	Mobile and PC on the same Wi-Fi
Webcam (Optional)	USB connected webcam

2.2 App Installation & Initial Setup

1	Install VTrackLink App Search 'VTrackLink' in App Store or Google Play and install.
2	Run App & Complete Onboarding On first launch, a 3-step onboarding guide appears. Press 'Next' to proceed.
3	Allow Camera Permission Press 'Allow' to grant camera access for best video quality.
4	Install VTrackToolkit PC Program Install VTrackToolkit on your Windows PC.

Important!

Mobile device and PC must be connected to the same Wi-Fi network.
QR code connection will fail if they are on different networks.

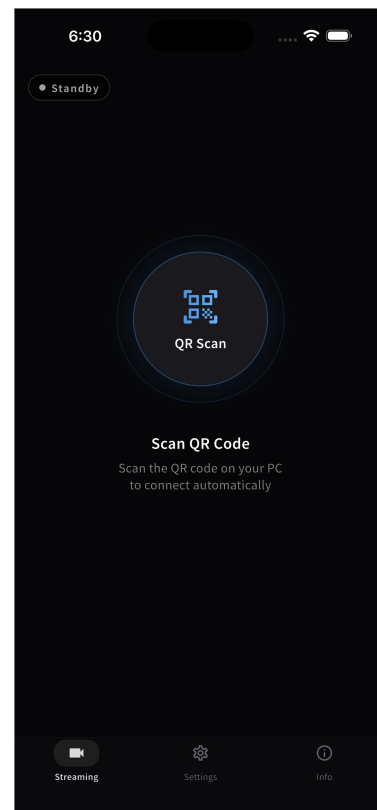
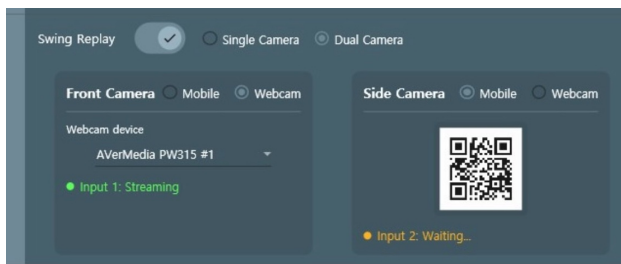
- **App Store** apps.apple.com/app/vtracklink/id6760283292
- **Google Play** play.google.com/store/apps/details?id=com.laonpeople.vtracklink

3. Connection Guide

3.1 Mobile Connection (QR Code)

Connect the mobile app and VTrackToolkit PC program using QR code.

1	Check Wi-Fi Connection Verify that both mobile device and PC are on the same Wi-Fi.
2	Enable SwingReplay in VTrackToolkit Turn on SwingReplay toggle in VTrackToolkit on PC. A QR code will appear.
3	Scan QR in App In the Streaming tab, press 'QR Scan' to scan the QR code.
4	Connection Complete 'LIVE' indicator appears and streaming begins.

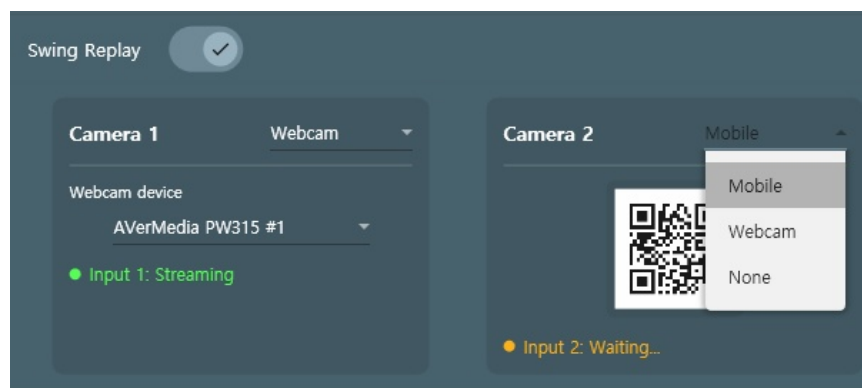


3.2 Webcam Connection (USB)

1	Connect USB Webcam Plug the USB webcam into your PC. Windows will automatically install the driver (10–30 seconds).
2	Select Webcam in VTrackToolkit In Camera 2 area, select Webcam mode and choose the device.
3	Connection Complete Once recognized, the camera input becomes active.

Tip

If the webcam is not recognized, try a different USB port or update the driver in Device Manager. USB 3.0 ports are recommended.



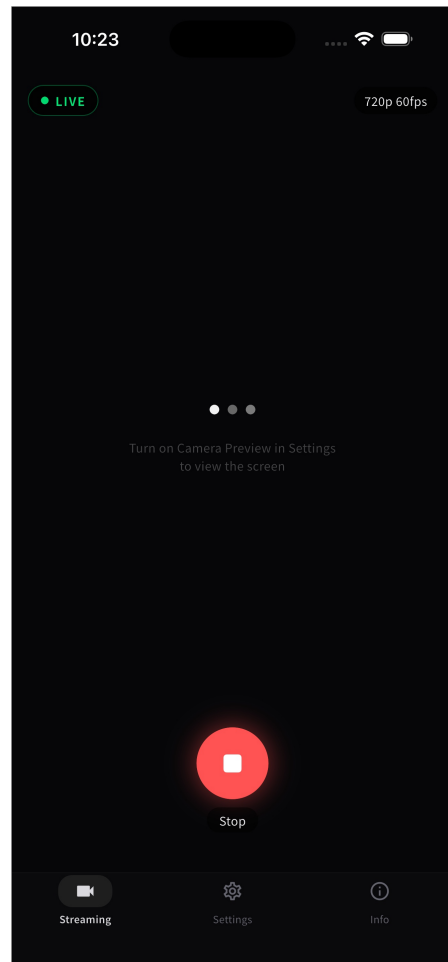
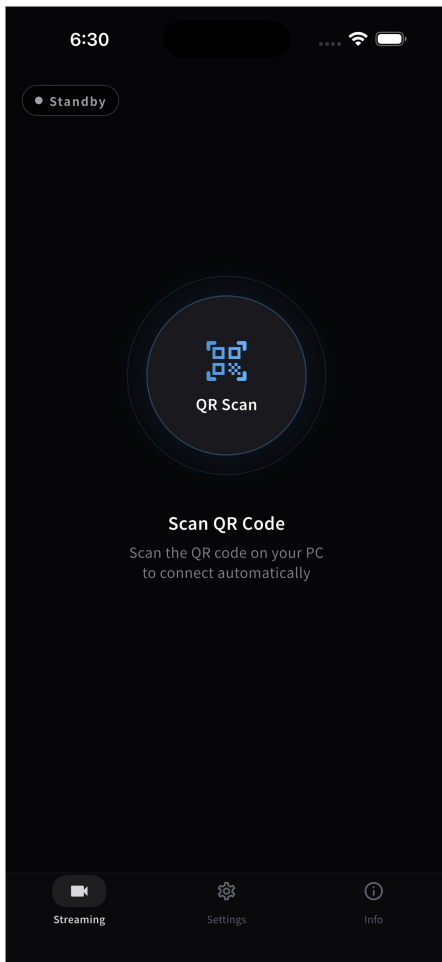
4. App Screen Guide

The VTrackLink app has 2 main screens via the bottom tab bar.

4.1 Streaming Tab

Main screen for QR scan connection and streaming status.

UI Element	Description
Status Indicator	Standby (waiting) / LIVE (streaming)
QR Scan Button	Scan VTrackToolkit PC's QR code to connect.
Resolution/FPS	Shows current resolution and FPS in LIVE state. (e.g., 720p 60fps)
Stop Button	Stops the streaming.
Camera Preview	When ON in Settings, preview is shown during streaming.



5. Swing Replay

When the camera is connected to VTrackToolkit and a shot is detected, the Swing Replay popup automatically appears on the PC, allowing you to instantly review your swing.

5.1 Swing Replay Popup Features

Feature	Description
Auto Display	When connected and a shot is detected, popup appears automatically.
Auto Dismiss	When the player is ready for the next shot, the popup automatically disappears.
Position Move	Drag the popup to move it to your desired position.
Position Memory	Last position is saved and restored next time.
Size Adjust	Freely resize the popup window.
Size Memory	Last size is saved and restored next time.

6. Camera Combination Guide

VTrackToolkit supports Camera 1 and Camera 2 channels. Assign mobile or webcam freely.

6.1 Mobile + Webcam

Most common setup. Mobile on Camera 1 (QR), webcam on Camera 2 (USB). Two angles simultaneously.

6.2 Mobile + Mobile

Two mobile devices via QR. Two-angle capture without a webcam.

6.3 Webcam + Webcam

Two USB webcams. Operate entirely from PC without mobile app.

7. Recommended Environment

7.1 Recommended Hardware

- Use of UVC (USB Video Class) compliant webcams is recommended.
- Use of webcams supporting 60fps is recommended.
- 30fps environments are supported; however, synchronization quality and motion smoothness may vary in high-motion scenarios.
- Stable power supply and USB connection environments are recommended.
- iOS devices are recommended for mobile use (optimal performance and stability).



Android devices are also supported, but performance may vary depending on device specifications and network conditions.

7.2 Recommended Configuration

The following configurations are recommended for the most stable experience:

Configuration	Stability
Webcam + Webcam	Most Stable
Webcam + Mobile	Recommended
Mobile + Mobile	Supported (network-dependent)



Mobile-only configurations (Mobile + Mobile) may experience video latency, frame drops, or synchronization differences depending on network conditions.

7.3 Recommended Network (Mobile)

- Use of 5GHz Wi-Fi is recommended.
- Maintain close proximity to the Wi-Fi router when possible.
- Connect all devices to the same network (same router).
- Minimize high-bandwidth activities such as downloads or streaming during use.

8. Troubleshooting

Symptom	Cause	Solution
QR scan fails	Different Wi-Fi	Verify same Wi-Fi on both devices
Streaming disconnects	Unstable Wi-Fi	Move closer to router / use 5GHz
Webcam not recognized	USB / driver issue	Try different port or install driver
App camera not working	Permission denied	Settings > Apps > Allow Camera
Replay not showing	SwingReplay OFF	Turn on SwingReplay toggle in VTrackToolkit
LIVE but no video	Preview OFF	Settings > Camera Preview > ON

Customer Support

If the issue persists, contact our support.
Email: service@laonpeople.com

9. FAQ

Q. Can I use mobile data instead of Wi-Fi?

No. WebRTC requires both devices on the same Wi-Fi network.

Q. How many cameras can I connect?

Up to 2 cameras in parallel. Any combination of mobile and webcam.

Q. Can I reset the replay popup position?

Drag the popup to a new position. It saves automatically.

Q. Does it support iPhone and Android?

Yes, both iOS and Android are supported.
